



Submittal Data

MODEL
BGE-103M

Project Name:	
Location:	
Engineer:	
Submitted to:	
Submitted by:	

Approval:	
Date:	
Construction:	
Unit #:	
Drawing #:	

Reference:

PERFORMANCE DATA

Power supply 1Ph,230/208V,60Hz

Cooling

Capacity	Btu/h	10000/9800
Input	W	1042/1021
Rated current	A	4.6/5.0
EER	Btu/w	9.6
CEER	Btu/w	9.6

Heating

Capacity	Btu/h	10600/8600
RATED Input(Heater)	W	3450/ 2821
Rated current	A	15/13.5

Compressor Electrical

Model	44A222AG&FJKC
Type	ROTARY
Brand	GMCC
Capacity	Btu/h 8830
Input	W 860
Rated current(RLA)	A 3.9
Thermal protector	B180-140B-241C
Refrigerant oil/oil charge	oz. IOC Ze-Gles RB68EP 9.13
Refrigerant type	oz R410A/17.28

Air flow & Noise level

Indoor air flow	CFM	269/235/203
Indoor noise level	dB(A)	57.4/55.1/53.1
Outdoor air flow	CFM	373/309/259
Outdoor noise level	dB(A)	66.8/64.0/61.5
Window Opening	Max Width	NA
	Max Heigt	NA

Accessories

Wall Sleeve-breakdown	EA448F
-----------------------	--------



Fan Motor

Model	YKTS-100-4-52
Input	W 164/152/138
Speed	RPM 1400/1300/1200

Dimensional Data


Dimension(W*D*H)	inch 24.2x20.3x14.5
Packing (W*D*H)	inch 28x26.6x16.9
Net/Gross weight	lbs. 73.7/84.7

SYSTEM DATA


Design pressure	PSIG 300-520
Thermostat type	Remote Controller
Application area (Cooling EPA)	400-450

Cord and Plug

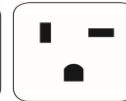
Cord Length	ft. 6.5
Plug Face	Nema 6-20P



15A-115V
NEMA 5-15P



15A-230V
NEMA 6-15P



20A-230V
NEMA 6-20P



30A-230V
NEMA 6-30P